

# REINVENTING DATA TOGETHER



## Strategic Consultation

Define actionable strategies and explore tailored solutions that align with your innovation goals



## Data Host Partnership

Ensure secure, scalable, and cost-efficient data infrastructure



## Data Visualization

Turn complex data into actionable insights with intuitive and interactive visual dashboards that drive better decisions



## Decision Crew's Core Data Services

## Business Applications

Develop intelligent business applications that unlock deeper insights and drive smarter decision-making



## Data Skills Training

Empower teams with the right skills and tools to drive data-driven decision-making across your operations



## Data & Process Automation

Automate critical business processes to enhance efficiency, reduce manual workload, & scale operations



## Cloud Data Management

Ensure secure, scalable, and flexible cloud solutions for real-time access and operational agility



# Why collaborate with us?

## Value-added services

- > **Business process automation expertise**  
Expertise in automating complex business processes using low-code & AI recommendation solutions
- > **Specialist, hands-on training services**  
Ability to coach & train on tailored data literacy (Data Management, Power BI, Alteryx) training services
- > **Pre-built solutions & applications**  
Re-use sustainability solutions (SFDR, PAIS) & predefined dashboards (Insurance, CEO Scorecard, Digital/Gaming)
- > **Data UX redesign**  
Ability to revamp and quickly create beautiful data-driven UX designs as part of proposals or project solutions

# Our clients

We've had the privilege of working with top brands and industry leaders. Together, we can keep driving impact for some of the world's most innovative businesses.



DEVELOPMENT CENTERS

# Our **delivery** hubs

With the support of trusted & certified partners, we have a scalable delivery model in Europe and are continually expanding it.

**Access to 300+ developers**  
**ISO certified**  
**Gold certified MS partner**

reenbit

Agiliway

Netherlands

Poland

Ukraine

# Our use cases



# Smart process automation with AI recommendations

Fudura, a leading energy solutions provider, leveraged our automation expertise to reduce operational inefficiencies & cut manual workload. As a result, they **achieved 25% resource savings** in metering issue management



## Challenges

- Manual operations, accessing 7 systems
- Compliance with regulations
- No customer-centric focus



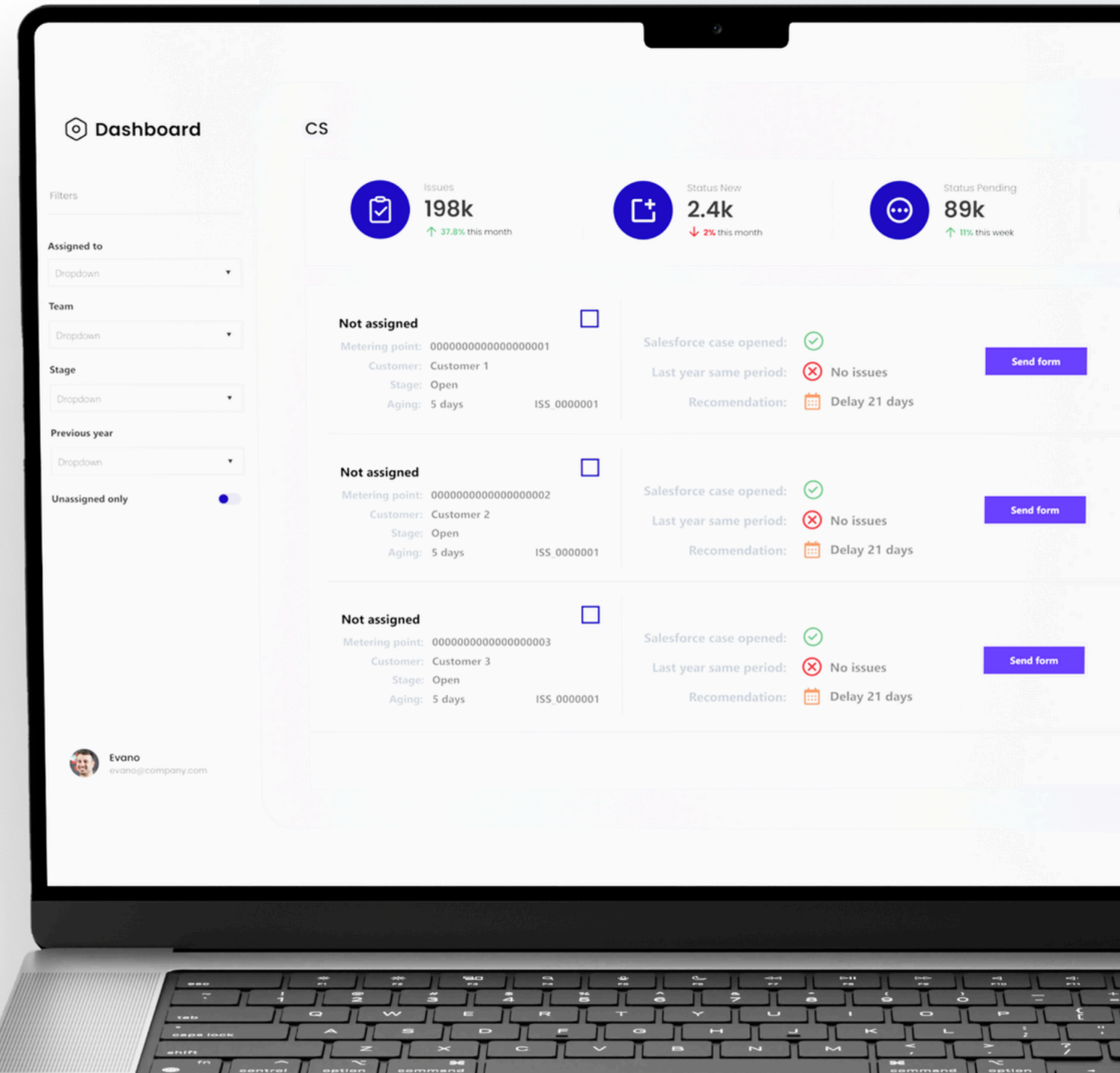
## Our Solution

- Simplified, integrated low-code solution
- AI-based summaries & recommendations
- Integrated actions & insights in the platform



## Benefits

- ✓ 25 % efficiency savings
- ✓ Increased customer focus
- ✓ Improved employee experience



# Smart analytics UX design for Unity AR application

Capitola struggled to gain insights from Unity's analytics. In just 6–8 weeks, we built a **Power BI dashboard on Snowflake**, helping them impress stakeholders and uncover key improvements for their app - an unexpected bonus



## Challenges

- Lack of actionable insights globally
- Inability to report successes to stakeholders
- Inability to improve product design



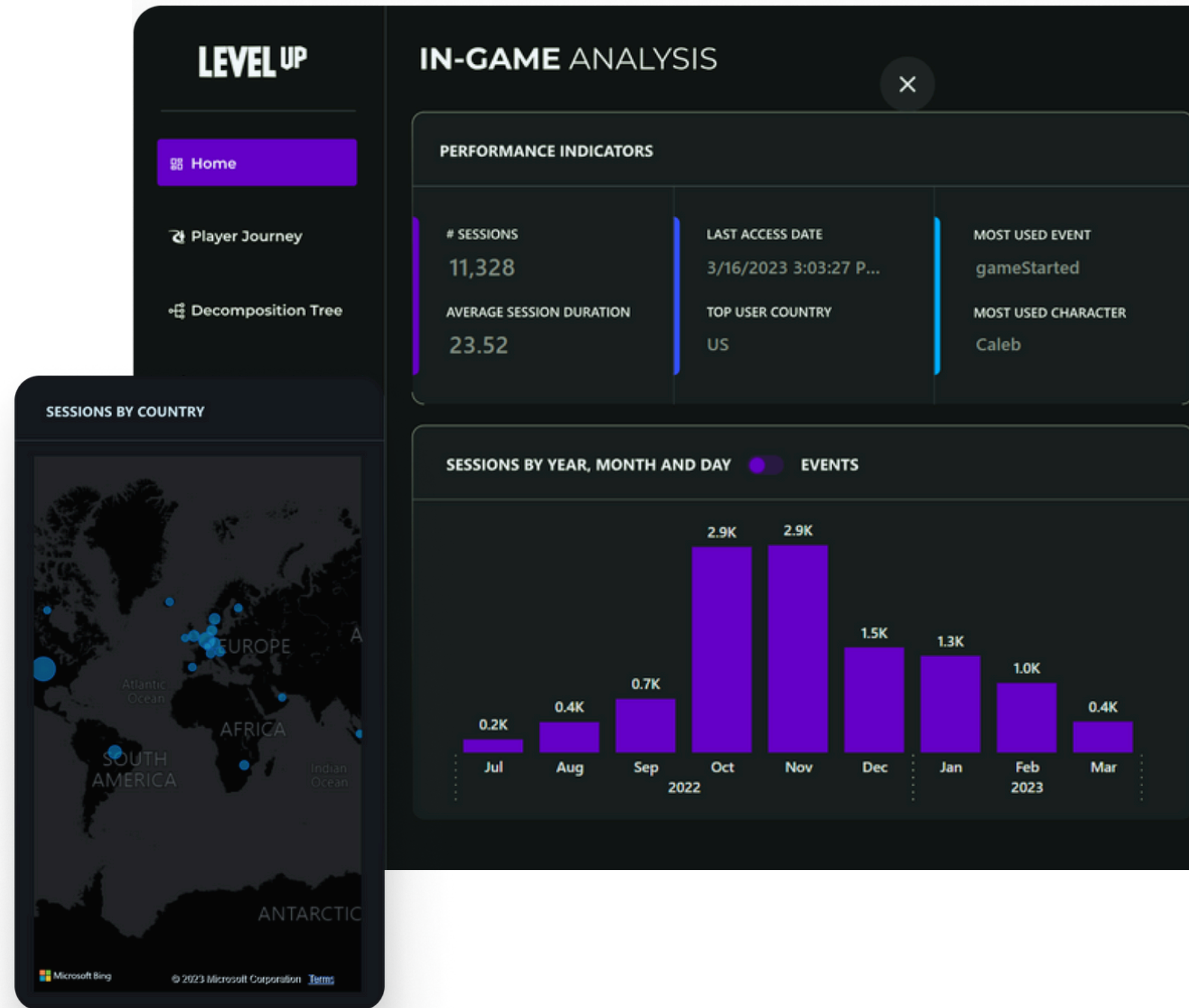
## Our Solution

- Redesign of UX to highlight user behaviour
- Automated JSON extracts from Snowflake
- Power BI report integration for detailed insights



## Benefits

- ✓ Clients' stakeholder satisfaction with innovative approach
- ✓ First-time understanding of most desired features
- ✓ Ability to redesign the AR app based on user behaviour



# Empowering Danone with data & Power BI expertise

We **trained 100+ Danone employees** to become data-literate and proficient in **Power BI**. Our hands-on, **tailored** program empowered teams to build reports, apply best practices, and achieve a 9.2+ NPS score



## Challenges

- Lack of data literacy globally
- Complexity of managing a multi-national training
- Flexibility to incorporate training to work schedules



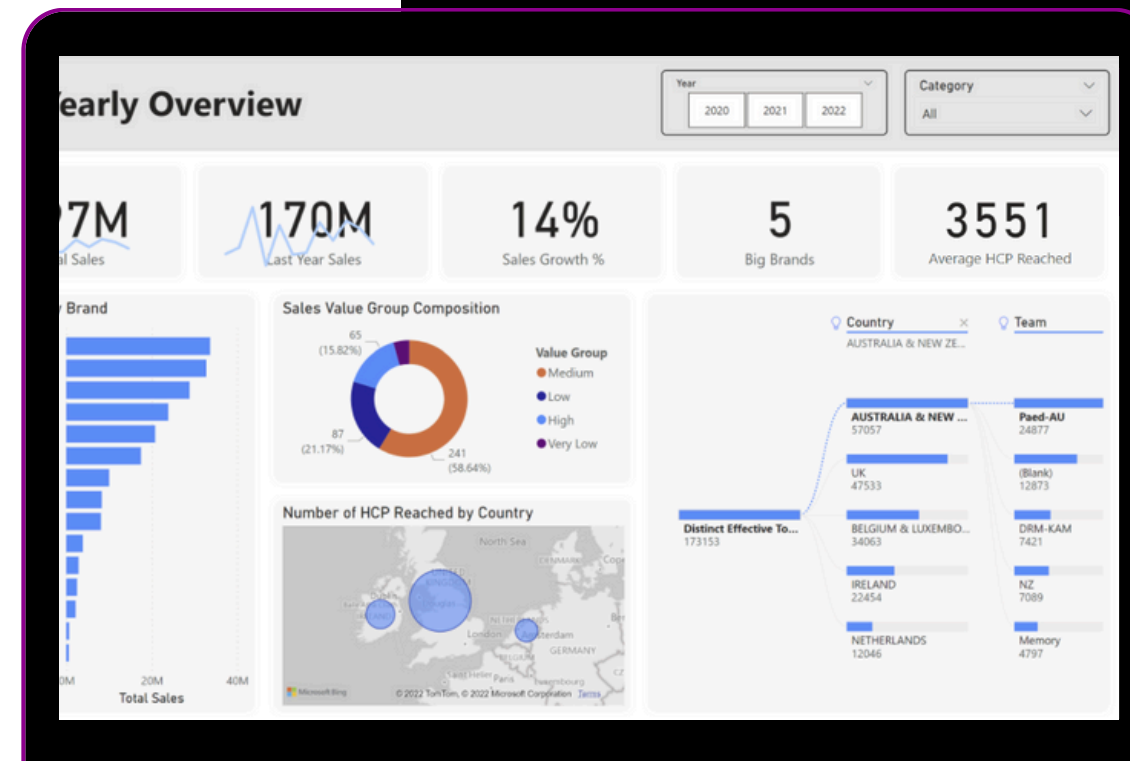
## Our Solution

- Create a tailored, online & interactive course
- Mix both theory & hands-on practical training
- Enable platform for chat & file-sharing



## Benefits

- ✓ • 100+ employees trained
- ✓ • Self-service capabilities locally enabled
- ✓ • Employee satisfaction & morale



# Appendix



# Rapid prototyping for strategic insights: a model for collaboration

## SUMMARY

For the Nordic Innovation tender, we quickly built a **prototype** mapping the Nordic quantum ecosystem, **transforming complex data into clear insights**. This project showcased our ability to deliver rapid, high-impact solutions: an approach we can replicate in partnership with Accenture for future proposals.

## BENEFITS

- Rapid insights to drive **agile decision-making**
- **Clear visualization** of complex ecosystems for better market understanding
- **Scalable solutions** that adapt to evolving business needs
- Simplified data relationships for **strategic clarity**
- **Data-driven planning** to support future growth



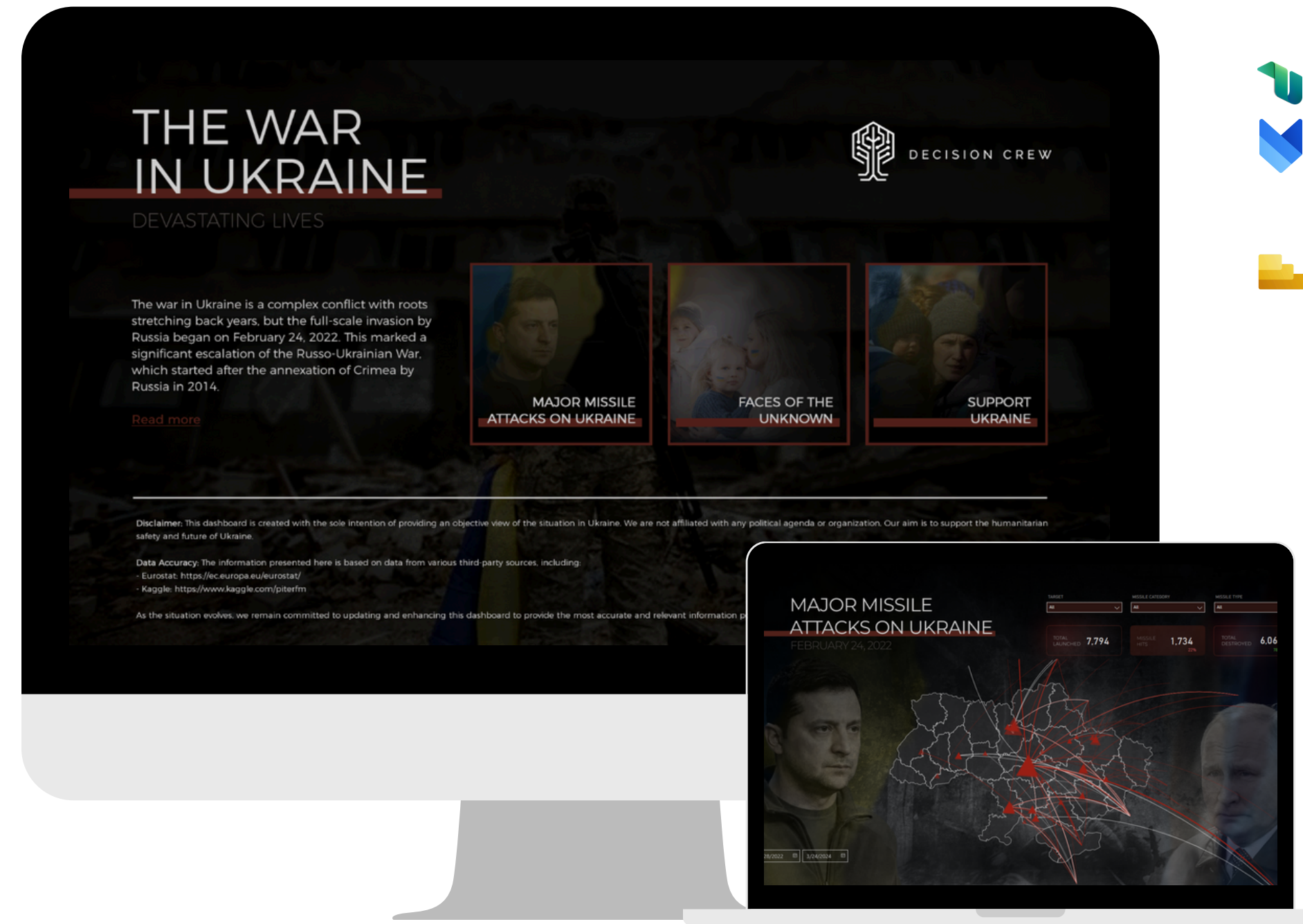
# Visualizing the Impact: A Data-Driven Perspective on the Ukraine Crisis

## SUMMARY

Using our **data visualization** expertise, we built an interactive platform that illustrates the devastating impact of missile attacks across Ukraine. Designed to **raise awareness** and mobilize support, the dashboard turns **complex data into clear, impactful visual**: offering a real-time, factual view of the crisis

## BENEFITS

- Transforming complex data into clear, **actionable insights** for better decision-making
- Unifying disparate data sources into a **single, accessible platform**
- Providing fact-based transparency to support **strategic communication**
- **Scalable and adaptable** solution that can add additional data sets



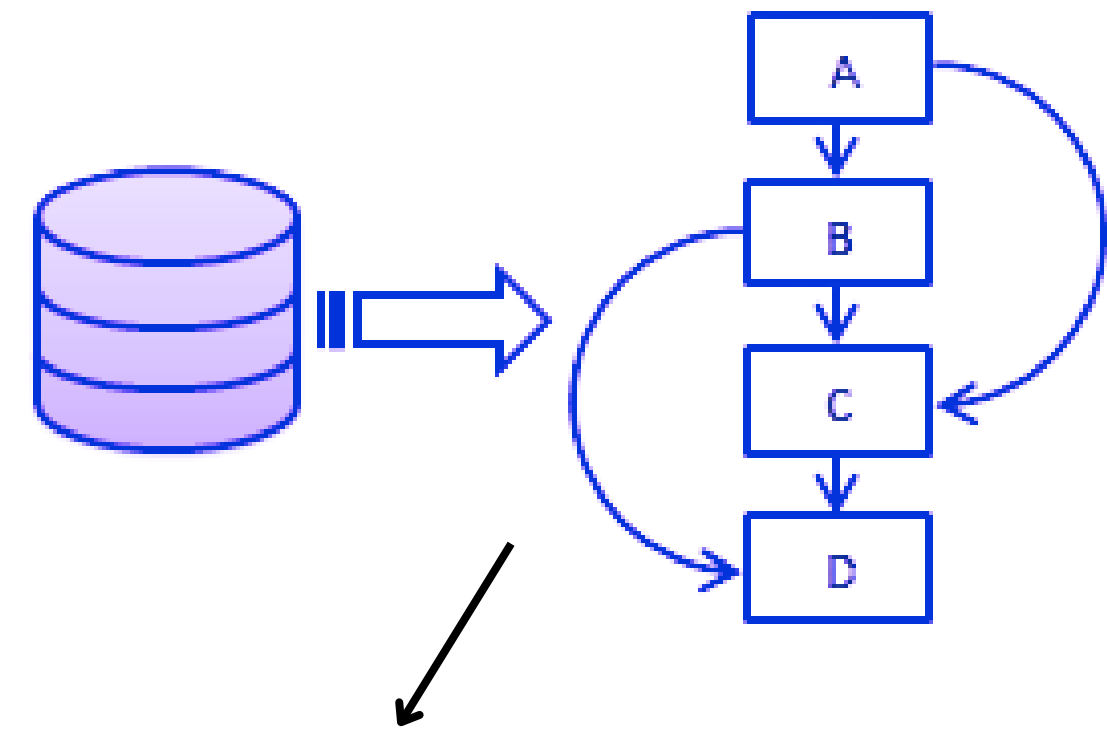
# Unlocking efficiency with data-driven process mining

## SUMMARY

Process mining is a **powerful data-driven technique** that analyzes and monitors **business processes** using transactional data from enterprise systems. By replacing manual process mapping with automated insights, organizations gain **greater accuracy, efficiency, and transparency** - enabling smarter decision-making and continuous optimization

## BENEFITS

- **Objective process analysis** based on real transactional data
- **Continuous monitoring** to identify inefficiencies and bottlenecks
- Elimination of manual process mapping, **reducing human error**.
- Improved **compliance and transparency** with data-driven insights
- **Enhanced decision-making** through automated process optimization



Case ID	Activity	Activity Time
📁	A	06-01-2014 10:45:23
📁	B	06-01-2014 10:52:04
📁	C	06-01-2014 11:27:14
📁	D	06-01-2014 11:33:31
📁	A	06-01-2014 11:49:15
📁	B	06-01-2014 11:52:42
📁	D	06-01-2014 11:57:37
📁	A	06-01-2014 12:24:36
📁	C	06-01-2014 12:47:28
📁	D	06-01-2014 13:03:18

# We work with **leading technologies**

We work with the technologies we would like to use ourselves. Although there are no limits to the possibilities, these are the tools we'd currently recommend.

## TECHNOLOGY STACK




Microsoft Azure




Power Automate



Power Apps



Power BI



Google Cloud



AWS



Tableau



Python




Qlik Sense



Alteryx



Ms. SQL Server



Microsoft Azure

# Working **smarter**. Together.



JF KENNEDYLAAN 100, BAARN, 3741 EH,  
THE NETHERLANDS



[DECISIONCREW.COM](https://www.decisioncrew.com)



+31 30 203 5690



[INFO@DECISIONCREW.COM](mailto:info@decisioncrew.com)

